


Riptide[®]

For fitness, relaxation and fun



For **Fitness**
Relaxation
and **Fun**

POOL

Atlas & Atlantis Series



Treat yourself to a new, healthier lifestyle. You deserve it!

Be yourself

Get healthy in the convenience and privacy of your own garden. The pool gives you a low impact, full body workout that builds muscle, increases endurance and burns calories.

Be together

Create unforgettable moments with your loved ones as you immerse yourselves in the water's comforting warmth. The pool offers a private and secure environment to unwind, release stress, and engage in quality family time.

Be outside

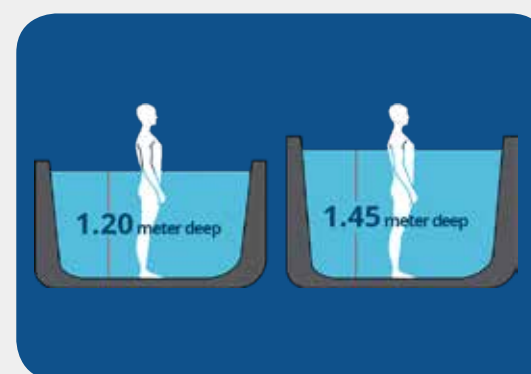
Pause and bask in the beauty of stunning sunsets, starry nights, falling snow, changing leaves, and more. You have a private retreat with a pool just steps away from your door. Surrounded by nature, you can fully appreciate the captivating scenery we often overlook.



Ingenious
design for
maximum
comfort

Experience Freedom in Every Stroke

2.35m width swim spa provides a more spacious swimming area, allowing for a more comfortable and natural swimming experience.



Choose Your Plunge

Riptide are proud to offer both standard Depth and Extra Depth pools.

- **Standard Depth (Atlas Hydro Models):**

Easier to access, less cost to heat and maintain, User friendly and safety assured.

- **Extra Depth (Atlantis Pro Models)**

With greater depth, an extra depth swim spa provides a more realistic and challenging swimming environment.

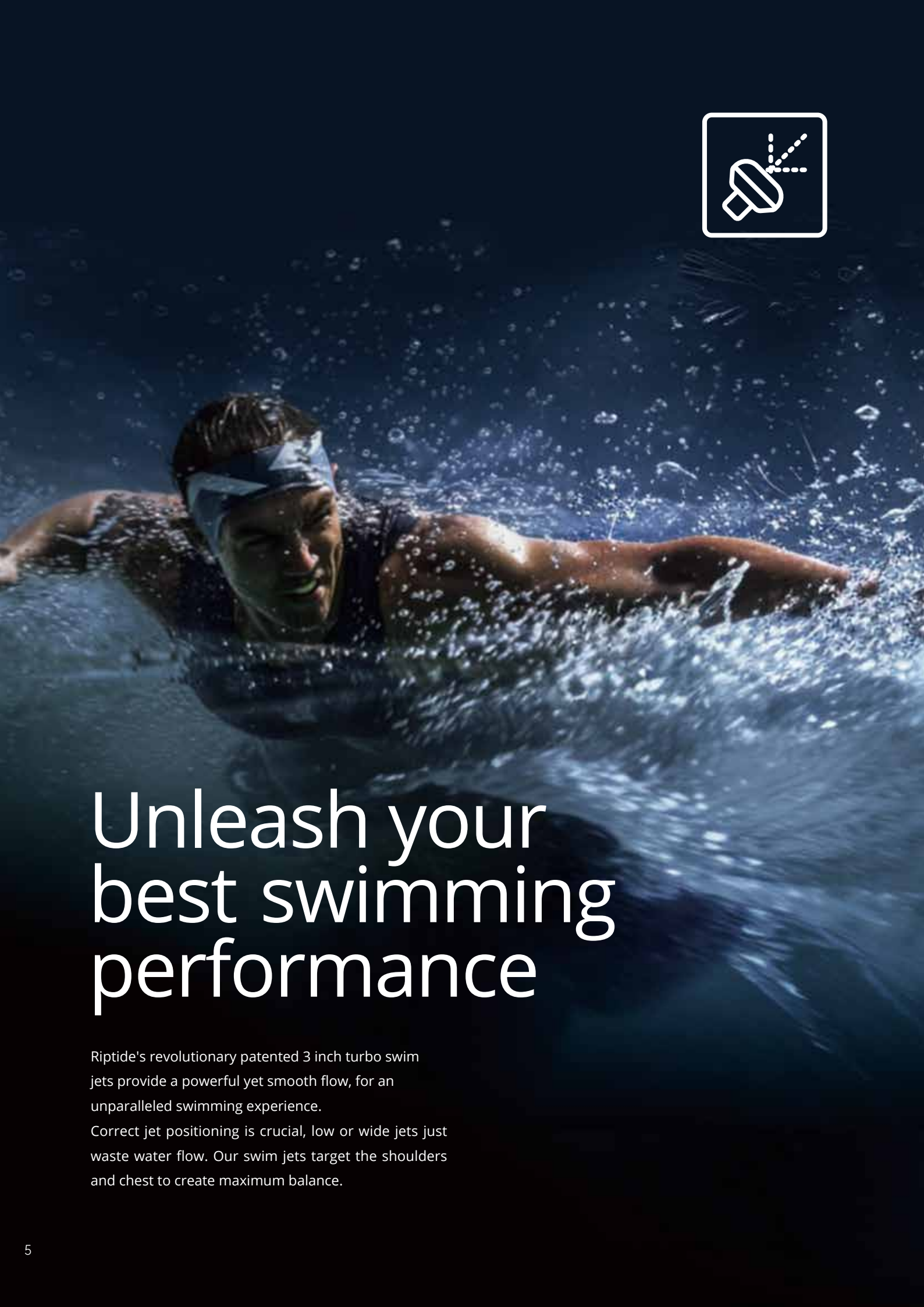
Wide Step Design

Concise step design makes a larger swimming space possible, and helps you easily step in and out. Your safety is our priority.



Swim line

This line contrasts for easy positioning in the swim stream. Made from durable EVA resin, it stays flexible in cold temps, offers foot protection, resists aging and ozone, and won't peel.



Unleash your best swimming performance

Riptide's revolutionary patented 3 inch turbo swim jets provide a powerful yet smooth flow, for an unparalleled swimming experience.

Correct jet positioning is crucial, low or wide jets just waste water flow. Our swim jets target the shoulders and chest to create maximum balance.




Patented 3-inch power flow swim jets

Indulge in a truly professional quality swimming experience with the very best swim jets on the market.

- Revolutionary honeycomb design, which is different to every other direct injection jet on the market. This allows a more uniform flow pattern without any vortex turbulence.
- Power flow swim jets for targeted resistance powered by high flow pumps, allowing maximum smooth water flow.
- Correct jet positioning is crucial. Our swim jets target the shoulders and chest for maximum resistance.



Energy efficiency far exceeding CEC standards



5-Stage Platinum Lock Insulation System



High density foam cover

High-quality hot tub cover with high density core foam and aluminium reinforced centre supports. Premium vinyl cover which is durable and easy clean, supplied with 4 safety locking straps and easy lifting handles.




Full Foam Internal Insulation

Full foam insulation is the most energy efficient insulation solution on the market, creating a formidable thermal barrier.



Thermo shield side skirts

Thermo shield aluminium side skirts are constructed from 2 layers of aluminium and 1 layer of plastic, finished in a stylish, weatherproof grey woodgrain finish. This not only gives a stylish look, but is stronger and more energy efficient.



Platinum Lock Insulation Material

This highly flexible insulation leads the way in heat retention and is made up of 25mm high density sponge foam and 1mm aluminium heat shield.



Solid plastic base

A solid plastic base creates not only a strong support system but also helps with heat loss and keeps rodents and pests at bay.

*The CEC energy test is a necessary certification for SPA products in California, USA.

Test Conditions:

1. Fill tank with water at 15cm from top or center of skimmer spacing.
 2. Use thermostat and circulation pump to heat water to 39 ± 1 C .
 3. Stable water temperature, ambient temp at 17 C , test for 72 hours.
- Calculate hourly power consumption using:
 V: U.S. gallons (1 gallon = 3.7854 liters)
 Pmax: max power consumption per hour in watts.

Test Method:

Keep thermostat and circulation pump on, unplug other loads. Set low recirculation cycle, cover with thermal cover. Maintain water temp for 4 hours, note meter power. After room temp drops to CEC standard, record current meter power. After 72 hours, record power again. Compare actual power with theoretical value to check compliance.

Test Note: Theoretical CEC value is affected by water injected into prototype, leading to variations due to human errors.



Enjoy unrivalled water purity

Our efficient antibacterial filtration system provides crystal clear, food-grade water.

Ozone mixing chamber vastly improves bacteria reduction


Unlike other hot tub brands that simply pump ozone into the middle of the spa, affecting just a small portion of the water near the outlet, Riptide spas use a proprietary mixing chamber to pre-treat the water with ozone before adding it to the spa. This greatly increases the efficiency of the ozone, with a massive proven reduction in free-floating bacteria and germs.



Free-Floating Bacteria



Standard spa without ozone mixing chamber



Riptide spa with ozone mixing chamber




High efficiency filtration
2×highly efficient blue filters quickly remove debris from your spa, ensuring a safe and clean experience is always ready for you.



Food-grade water quality
Enjoy food-grade water quality with NSF food-grade hoses, ensuring that the water meets drinking standards and protects you and your family from harmful chemicals.



Energy-efficient
Powered by a high-performance pump, our system ensures low energy consumption and efficient energy-saving, allowing you to relax and enjoy your spa worry-free.



Easy control at your fingertips

With 18 years of experience, the SPATECH control system offers a new world of possibilities for spa users.

The state-of-the-art hot tub pack features integrated WiFi connectivity, meaning easy and convenient control of your spa, whether you're at home or away.

- High class warranty up to 5 years
- Power saving monitoring
- Water free touchscreen
- Engineer friendly
- WiFi controller
- Heat pump compatible*
- Smartspa TM



The new fully-featured TP10 system from SPATECH includes all the premium features you'd expect, and offers the perfect balance between style and functionality.



6 mode settings let you take full advantage of your heat pump to optimise your savings: Eco Heat, Smart Heat, Eco Auto, Smart Auto, Cool, and Electric.



Thanks to its simple and efficient configuration, the bright LCD touchscreen keypad is intuitive, user friendly, and simple to operate



Customisable maintenance reminders can be set to remind you to perform tasks such as filter cleaning and and water changes when needed



4 x Preset modes allow you to choose the best suited to your spa needs and maximise efficiency and reduce running costs: Standard, energy-saving, vacation and sleep mode.



Play your favourite music directly from your spa with a high-quality, integrated Bluetooth stereo system



Integrated WiFi gives you full control of your spa via a convenient smartphone app, whether you're at home or away





Full touchscreen control

Choose your favourite tracks or playlists from the intuitive touchscreen

Lose yourself in music with a premium integrated audio system



Includes hidden transducer speakers & subwoofer

Unlike traditional speakers that produce sound waves that travel through the air to reach our ears, our transducer speakers are attached discretely underneath the shell, and are designed to transmit sound waves directly through the water.

This means that you won't just hear your music, but you'll actually feel it too!



Bluetooth®

Ambience at the touch of a button



Waterlevel lights



Large underwater LED



Lifting fountain light



Illuminated controls

Lighting to match your mood

Waterlevel lights | Large underwater LED

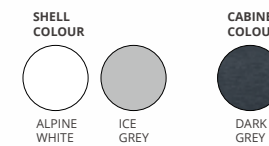
LED water level lights complimented by a large underwater LED enhance the visual ambience of your experience. Offering a range of customisable colour options, including color-changing modes for dynamic effects, the lights contribute to a mesmerising hot tub experience.

Illuminated lifting fountains

Elevate your experience with illuminated hot tub fountains. These precision-engineered fountains rise at your touch to provide a steady stream of illuminated water, ideal for parties!

Illuminated diverter controls & valves

Our lighting effects aren't just limited to the water. Backlit diverter controls and air valves add a distinct touch of elegance and make adjusting settings at night a pleasure. These controls are colour-linked to the underwater lighting, creating a uniform ambience.



Atlas Hydro 4.4

SPECIFICATION

Dimensions	4430 x 2350 x 1290 mm
Water capacity	5690 L
Dry weight	735 Kg
Power supply	32 Amp

WATER CARE SYSTEM

Filtration pump	1 x 0.5HP High flow filtration pump
Sanitizer system	High-efficient mixed ozone sterilisation
Filtration system	50sqft filtration x 2
Plumbing	NSF PVC Hose

INSULATION SYSTEM

5-Stage Platinum Lock Full Foam

QUICKWATER PROFESSIONAL SWIMMING TRAINING SYSTEM

Swim jets	3" Turbo jets x 2
10-speed swimming	x
High Performance Swimming Pumps	2 x 3HP
Swim pipe	2"
Swim pole base & Handrail	√

CONTROL SYSTEM

Control system	Spatech CA300-3KW
Control panel	Touch Screen TP10

DREAM TIME LIGHTING

Waterlevel Light | Large LED | Lifting fountain light | Backlit controls



FULL FOAM



TOUCHSCREEN PANEL



WiFi INCLUDED




CD OZONE



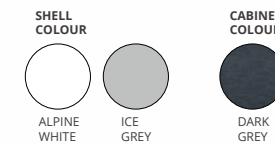
BLUETOOTH STEREO



BEST WARRANTY IN THE INDUSTRY



HEAT PUMP READY



Atlas Hydro 6.0

SPECIFICATION

Dimensions	5915 x 2350 x 1290 mm
Water capacity	8970 L
Dry weight	1020 Kg
Power supply	32 Amp

WATER CARE SYSTEM

Filtration pump	1 x 0.5HP High flow filtration pump
Sanitizer system	High-efficient mixed ozone sterilisation
Filtration system	50sqft filtration x 2
Plumbing	NSF PVC Hose

INSULATION SYSTEM

5-Stage Platinum Lock Full Foam

QUICKWATER PROFESSIONAL SWIMMING TRAINING SYSTEM

Swim jets	3" Turbo jets x 2
10-speed swimming	x
High Performance Swimming Pumps	2 x 3HP
Swim pipe	2"
Swim pole base & Handrail	✓

CONTROL SYSTEM

Control system	Spatech CA300-3KW
Control panel	Touch Screen TP10+AP40

DREAM TIME LIGHTING

Waterlevel Light | Large LED | Lifting fountain light | Backlit controls



FULL FOAM



TOUCHSCREEN PANEL



WiFi INCLUDED



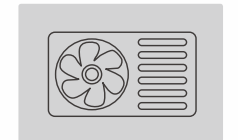
CD OZONE



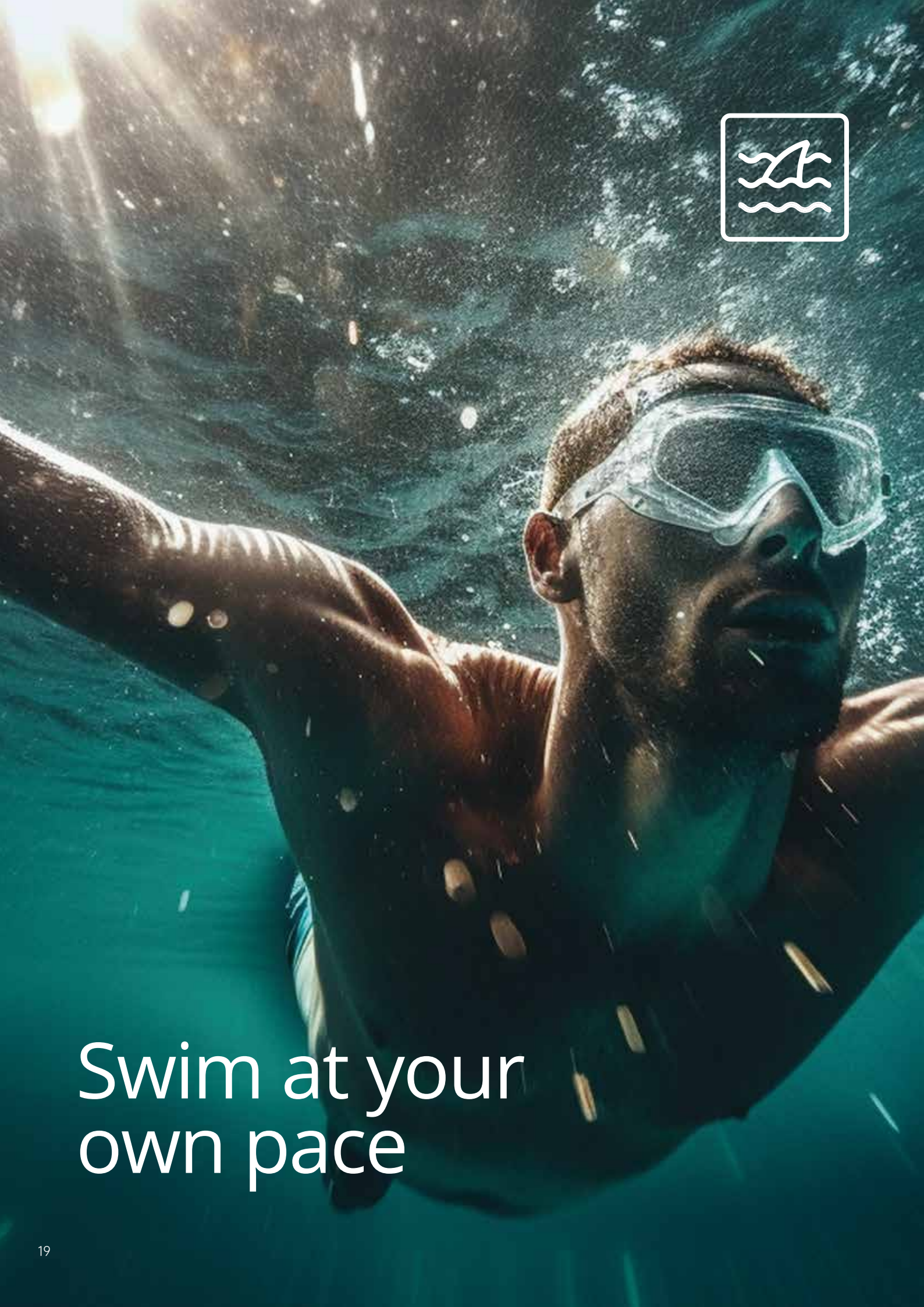
BLUETOOTH STEREO



BEST WARRANTY IN THE INDUSTRY



HEAT PUMP READY



Swim at your own pace

Quickwater professional swimming training system

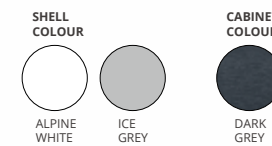
Unleash the experience of a five-star swimming pool. Unlike any other swim spa on the market, Our new inverter system allows us to use 3.5hp variable speed pumps and a 3" water jet pipe which can deliver up to 20,000 litres of water per minute. This results in saving up to a staggering 70% on electricity cost. Using this technology allows us to deliver a smoother flow of water without any white water waves, at a fraction of the cost of a conventional swim spa.



Adjustable speed control panel

With 10 levels of adjustable current strength, everyone can find their own comfortable swimming speed, whether you're a novice or a professional athlete!

*Available on Easy Life Pro model only.



Atlantis Pro Premium 4.4

SPECIFICATION

Dimensions	4430 x 2350 x 1540 mm
Water capacity	7722 L
Dry weight	958 Kg
Power supply	45 Amp

WATER CARE SYSTEM

Filtration pump	1 x 1HP High flow filtration pump
Sanitizer system	High-efficient mixed ozone sterilisation
Filtration system	50sqft filtration x 2
Plumbing	NSF PVC Hose

INSULATION SYSTEM

	5-Stage Platinum Lock Full Foam
--	---------------------------------

QUICKWATER PROFESSIONAL SWIMMING TRAINING SYSTEM

Swim jets	3" Turbo jets x 4
10-speed swimming	√
High Performance Swimming Pumps	2 x 3.5HP(10-speed pump)+1 x 3HP
Swim pipe	3"
Swim pole base & Handrail	√

CONTROL SYSTEM

Control system	Spatech CA300-3KW
Control panel	Touch Screen TP10

DREAM TIME LIGHTING

Waterlevel Light | Large LED | Lifting fountain light | Backlit controls



FULL FOAM



TOUCHSCREEN PANEL



WiFi INCLUDED



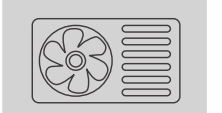
CD OZONE



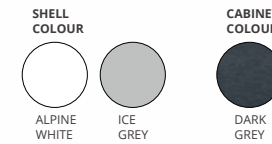
BLUETOOTH STEREO



BEST WARRANTY IN THE INDUSTRY



HEAT PUMP READY



Atlantis Pro Premium 6.0

SPECIFICATION

Dimensions	5915 x 2350 x 1540 mm
Water capacity	11004 L
Dry weight	1280 Kg
Power supply	45 Amp

WATER CARE SYSTEM

Filtration pump	1 x 1HP High flow filtration pump
Sanitizer system	High-efficient mixed ozone sterilisation
Filtration system	50sqft filtration x 2
Plumbing	NSF PVC Hose

INSULATION SYSTEM

5-Stage Platinum Lock Full Foam

QUICKWATER PROFESSIONAL SWIMMING TRAINING SYSTEM

Swim jets	3" Turbo jets x 4
10-speed swimming	✓
High Performance Swimming Pumps	2 x 3.5HP(10-speed pump)+1 x 3HP
Swim pipe	3"
Swim pole base & Handrail	✓

CONTROL SYSTEM

Control system	Spatech CA300-3KW
Control panel	Touch Screen TP10

DREAM TIME LIGHTING

Waterlevel Light | Large LED | Lifting fountain light | Backlit controls



FULL FOAM



TOUCHSCREEN PANEL



WiFi INCLUDED




CD OZONE



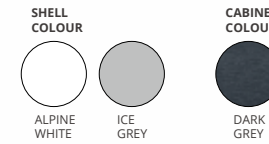
BLUETOOTH STEREO



BEST WARRANTY
IN THE INDUSTRY



HEAT PUMP READY



Atlantis Pro Premium 7.0

SPECIFICATION

Dimensions	7065 x 2350 x 1540 mm
Water capacity	13554 L
Dry weight	1530 Kg
Power supply	45 Amp

WATER CARE SYSTEM

Filtration pump	1 x 1HP High flow filtration pump
Sanitizer system	High-efficient mixed ozone sterilisation
Filtration system	50sqft filtration x 2
Plumbing	NSF PVC Hose

INSULATION SYSTEM

5-Stage Platinum Lock Full Foam

QUICKWATER PROFESSIONAL SWIMMING TRAINING SYSTEM

Swim jets	3" Turbo jets x 4
10-speed swimming	√
High Performance Swimming Pumps	2 x 3.5HP(10-speed pump)+1 x 3HP
Swim pipe	3"
Swim pole base & Handrail	√

CONTROL SYSTEM

Control system	Spatech CA300-3KW
Control panel	Touch Screen TP10

DREAM TIME LIGHTING

Waterlevel Light | Large LED | Lifting fountain light | Backlit controls



FULL FOAM



TOUCHSCREEN PANEL



WiFi INCLUDED



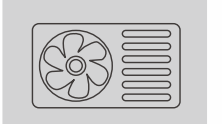
CD OZONE



BLUETOOTH STEREO



BEST WARRANTY IN THE INDUSTRY



HEAT PUMP READY

Discover the healing power and benefits of Hydrotherapy



Stress Relief

Soaking in a spa helps relax muscles, reduce tension, and alleviate stress. The warm water and massaging jets can calm both the body and mind.

Muscle Relaxation

The combination of heat, buoyancy, and hydrotherapy jets can help soothe sore muscles, ease muscle tension, and improve flexibility.

Improved Sleep

Using a spa before bedtime can promote better sleep by helping the body relax and inducing a deeper, more restful sleep cycle.

Stimulated Healing

The combination of heat and hydrotherapy can accelerate healing processes by improving circulation and reducing inflammation.



Lower Blood Pressure

Regular use of a spa may help lower blood pressure levels, especially when combined with relaxation techniques.

Better Circulation

The heat from a spa dilates blood vessels, leading to improved circulation, which can benefit heart health and overall cardiovascular function.

Pain Relief

Spa hydrotherapy can aid in reducing chronic pain conditions such as arthritis, fibromyalgia, and muscle soreness by increasing blood flow and releasing endorphins, the body's natural painkillers.

Weight Management

While not a direct weight loss tool, using a spa can complement weight management efforts by aiding in relaxation, potentially reducing stress-related eating, and promoting better sleep.

Why Riptide?

Riptide is a premium international brand sold across the world. At Riptide, our designs are built with you in mind. The luxurious design and superior performance of your Riptide will provide you with wide range of benefits, from our Customer Support Commitment to our Easy Care Technology and fully guaranteed warranty.

What sets Riptide apart?

Riptide stands head and shoulders above the competition due to its relentless pursuit of perfection and unwavering focus on premium quality and exceptional after-sales service. When you use a Riptide product, you'll realise why it's in a class by itself.

Riptide®



Exceptional after sales service

We offer robust logistics, storage, and transportation services in Australia, UK, France, Netherlands, Austria, and more. Our dedicated team is committed to providing ongoing support and guidance, ensuring your satisfaction and peace of mind well beyond your purchase.

Manufactured excellence

Produced by Crystal Island, Riptide along with other major world renowned spa brands originate from their state of the art 150,000m² facility. This facility delivers up to 300,000 spas and swim spas annually to approximately 46 countries. As the largest spa production facility globally, coupled with Riptide's local support network, it ensures the purchase of the best possible product.

Riptide[®]

For fitness, relaxation and fun



FIND US ON



All products are for reference only. Some specifications of the advertised products are subject to change without notice. Please refer to the actual product for accuracy. Warranty length is from date of product manufacture and may not warrant a full term to the end user.